



# August 2023 New Product Introduction

Hardware PM Team

08.04.2023

## Installation solution

### **SBP-160HMW1**

New hanging cap for 160mm diameter cameras

Compatible models:

XND-C6083RV/7083RV/8083RV/9083RV, XND-6083RV/8083RV/8093RV/9083RV,  
PND-A6081RV/9081RV, XNV-C6083R/7083R/8083R/9083R, XNF-9013RV/9010RV,  
XND-8082RV/9082RV

Will replace  
SBP-167HMW



### **SBP-180HMW1**

New hanging cap for 180mm diameter cameras

Compatible models

XNV-6083R/8083R/8093R/9083R, XNV-6083RZ/8083RZ/9083RZ, XNV-6123R,  
PNV-A6081R/9081R, XNV-8082R/9082R

Will replace  
SBP-187HMW




## Installation solution

### **SBO-140BW**

Back Box for AI Bullet Q-series cameras  
3/4" conduit hole

Compatible models:  
QNO-C8083R/C9083R



### **SBV-140BW**

Back Box for Q-series cameras  
3/4" conduit hole

Compatible models  
QNV-C8083R/C9083R, QNV-C8011R/C8012/C9011R,  
QND-6011/6021, QND-8011/8021, QND-6012R/6022R/6082R,  
QND-7012R/22R/82R, QNE-8011R/8021R




## Installation solution

### **SBV-140TMW**

Tilt mount for dome Q-series cameras  
3/4" conduit hole

Compatible models:

QNV-C8083R/C9083R, QNV-C8011R/C8012/C9011R,  
QND-6011/6021, QND-8011/8021, QND-6012R/6022R/6082R,  
QND-7012R/7022R/7082R, QNE-8011R/8021R



## Installation solution

### **SBO-140BW**

Pole mount for dome and Flat-Eye cameras  
Stainless straps included [Length 600mm (23.6")]

Compatible models:

QNV-C8083R/C9083R, QNV-C8011R/C8012/C9011R,  
QND-6012R(1)/6022R(1)/6082R(1), QND-7012R/7022R/7082R,  
QNE-8011R/8021R, LND-6012R/6022R/6072R, ANE-L6012R/L7012R



### **SBD-180PMW**

Pole mount  
Stainless straps included [Length: 600mm (23.6")]

Compatible models

PNV-A6081R/A9081R, XNV-8082R/9082R, XNV-6083R/8083R/8093R/9083R,  
XNV-6123R, XNV-6083Z/8083Z, XNV-6083RZ/8083RZ/9083RZ,  
PND-A6081RV/A9081RV, XND-8082RV/9082RV, XNF-9010RV/9013RV,  
XND-6083RV/8083RV/8093RV/9083RV, XNO-6083R/8083R/9083R,  
XND-C6083RV/C7083RV/C8083RV/C9083RV, XNO-C6083R/C8083R/C9083R,  
XNV-C6083R/C7083R/C8083R/C9083R






# Installation solution

## SBP-140WMW

Wall/Pole mount for Vandal Vari-focal Q-series AI cameras

Compatible models:  
QNV-C8083R/9083R



Stainless steel straps are NOT included, compatible with SBP-150S and SBP-060S

# Installation solution

## SBP-125WMW1

Wall/Pole mount for Vandal Vari-focal Q-series AI cameras




Compatible models:

QNV-C8011R/C8012/C9011R, QND-6011/6021/8011/8021,  
QND-6012R/6022R, QND-6082R, QNE-8011R/8021R,  
LND-6012R/6022R/6072R, QND-7012R/7022R/7082R

Will replace  
SBP-125WMW



Stainless steel straps are NOT included, compatible with SBP-150S and SBP-060S



## Installation solution


### **SBP-150S** **SBP-060S**


Stainless steel mount strap

Compatible models:  
All pole mounts mounts

**[SBP-150S]** Stainless steel mount strap (QTY of 2) for a wall/pole mount: Length: **1,500mm (59.1")**, Width : 12.6mm (0.5")

**[SBP-060S]** Stainless steel mount strap (QTY of 2) for a wall/pole mount: Length: **600mm (23.6")**, Width : 12.6mm (0.5")





# VMS Integration Update August 2023

Software PM Team | 08.04.2023



### Driver Pack 11.3 (March 2023)

- XNP-C6403
- XNP-C6403R
- XNP-C6403RW
- XNP-C8253
- XNP-C8253R
- XNP-C8303RW
- XNP-C9253
- XNP-C9253R
- XNP-C9303RW

### Driver Pack 11.4 (July 2023)

- Support to enable audio from Config Tool.
- Support left or right directions for Line Crossing events in WiseAI events.

## Enable Audio in Config Tool

- The mic will now be listed under Peripherals and disabled.
- Highlight and click the green button.
- Then Click Apply.

The screenshot shows the Genetec Config Tool interface. The 'Peripherals' tab is selected, displaying a list of devices for the unit '10.1.4.14 - Unit'. The list includes:

Name	State	Logical ID	Description
10.1.4.14 - Microphone - 01	Normal		
10.1.4.14 - Input - 01	Normal		
10.1.4.14 - Output - 01	Normal		
10.1.4.14 - Camera - 01			
10.1.4.14 - Speaker - 01			

The 'Microphone - 01' row is highlighted, and a green status indicator button is visible at the bottom of the list. The interface also shows a sidebar with a tree view of the configuration structure, including 'LAB-GENETEC', 'Archiver', and '10.1.4.14 - Unit'.



## Plugin Status – v1.02.00

Now on our website.

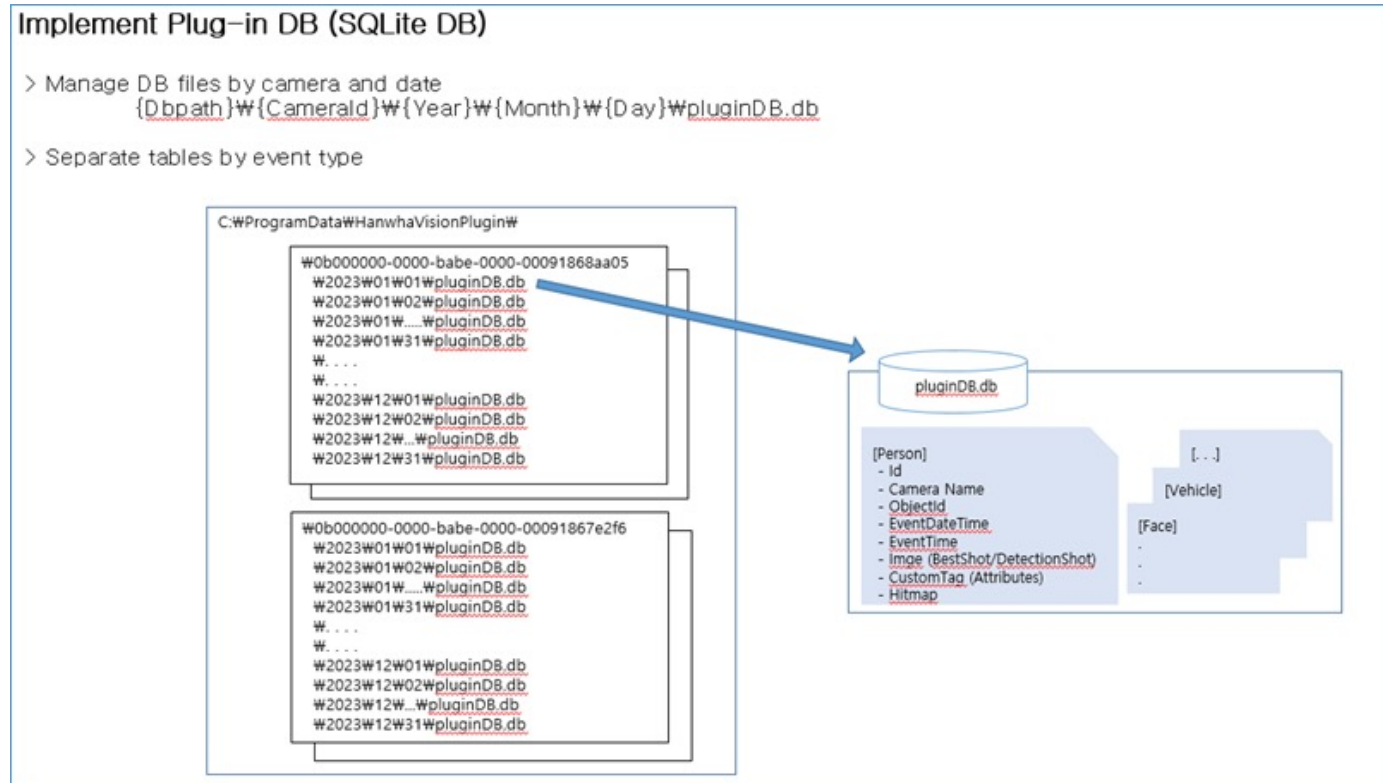
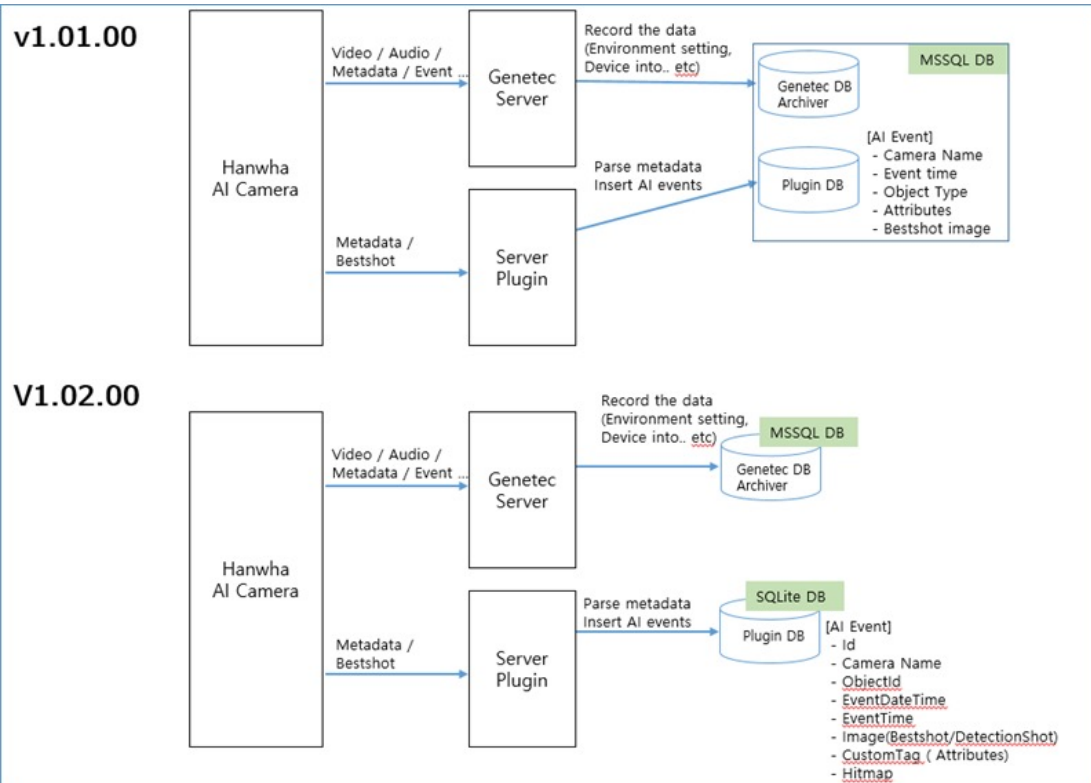
No longer our 'AI Plugin' but more a camera plugin

## New Features & Functions

- Change in the database used to store the AI Metadata
  - Database migration tool included
- Control camera functions
  - Wiper
  - Heater
  - Spin Dry
  - Auto Focus
  - Thermal metadata sharing
- Construct search filters with RoadAI information received from RoadAI camera

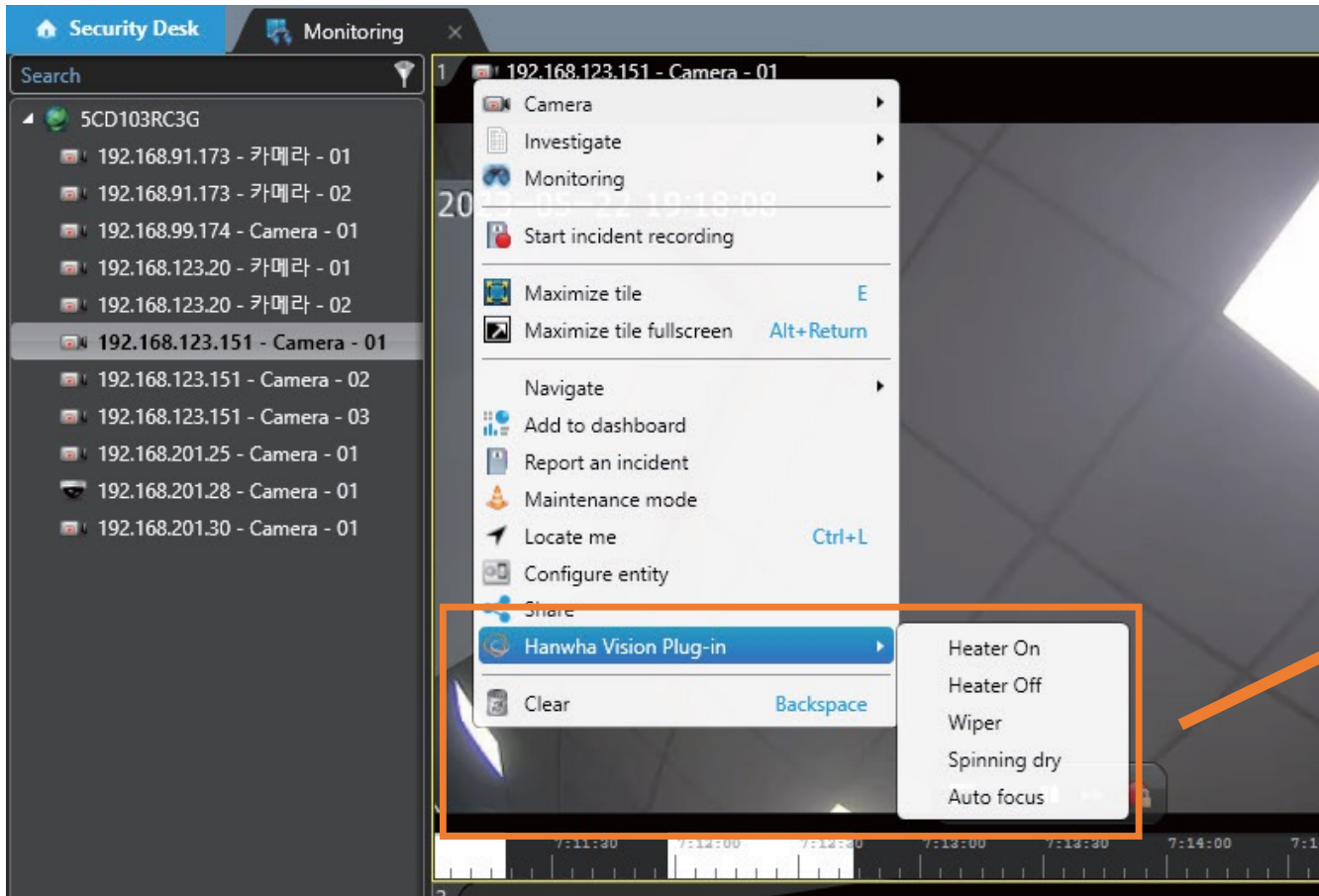
## Plugin Features – v1.02.00

### Change in database structure



## Plugin Features – v1.02.00

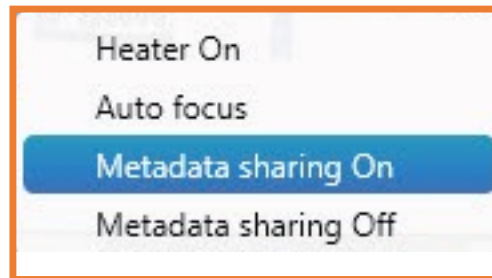
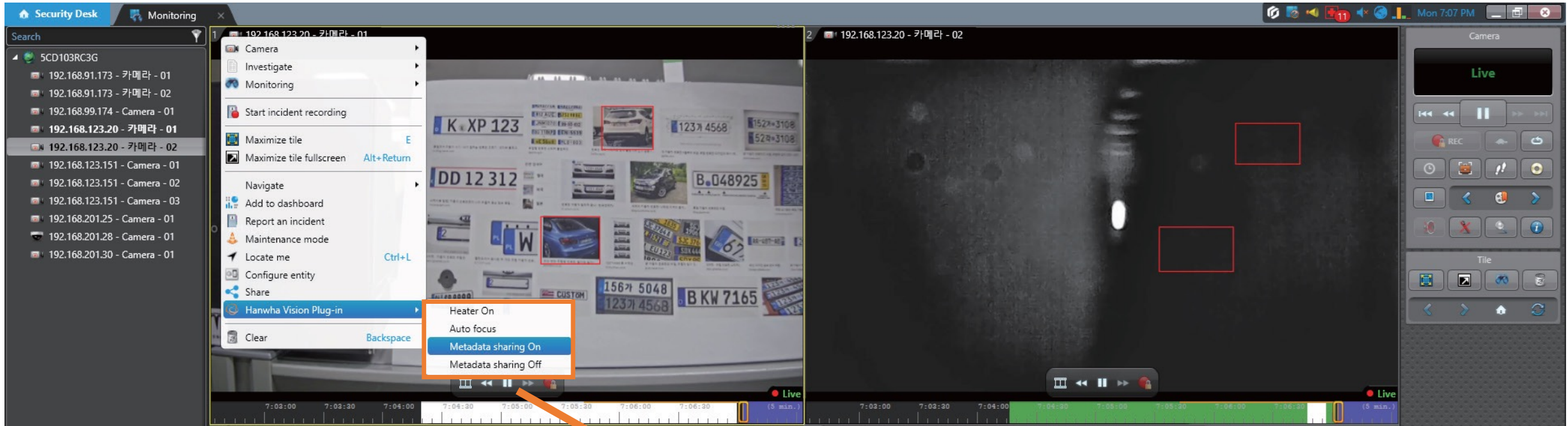
### Camera Function / Control



- Heater On
- Heater Off
- Wiper
- Spinning dry
- Auto focus

## Plugin Features – v1.02.00

### Thermal Metadata Share





## Driver Pack 12.8 (June 2023)

- TNM-C4940TD
- TNM-C4950TD
- TNM-C4960TD
- TNV-C7013RC
- XNP-C9303RW
- XNP-C9253R
- XNP-C9253
- XNP-C8303RW
- XNP-C8253R
- XNP-C8253
- XNP-C6403RW
- XNP-C6403R
- XNP-C6403



## Plugin Status – v1.02.00

Now on our website

No longer our 'AI Plugin' but more a camera plugin

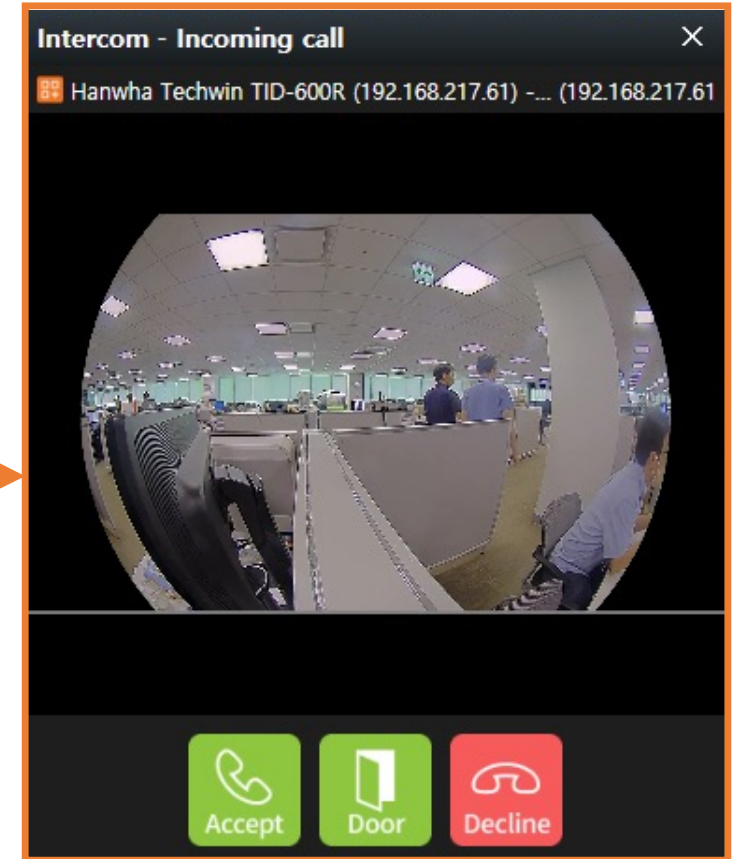
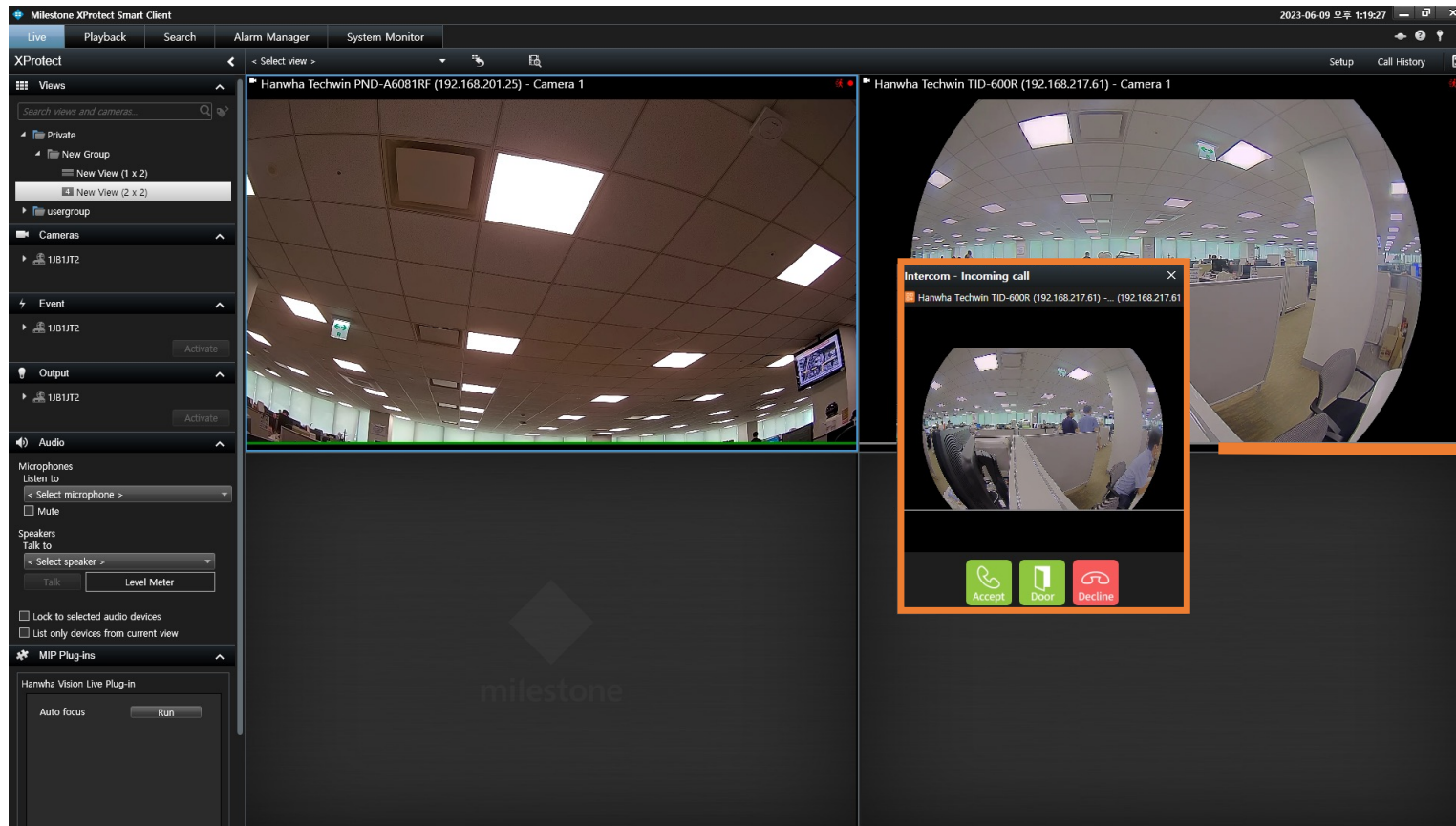
## New Features & Functions

- Federation Support
- TID-600R Intercom Integration
- IP Audio Speaker Integration
- Camera Configuration Plugin Merge
- Support for AI Searching in a Federated System
- Branding of Hanwha AI Search Options



# Plugin Features – v1.02.00

## TID-600R Integration





# Plugin Features – v1.02.00

## TID-600R Integration

The screenshot displays the 'Call History' window with a table of call events and a video player on the right.

<input type="checkbox"/>	Device name	Time	Duration	User	Call Status	Door Status
<input type="checkbox"/>	Hanwha Techwin TID-600R (...)	2023-06-09 01:24:...	00:00:00		Missed	-
<input type="checkbox"/>	Hanwha Techwin TID-600R (...)	2023-06-09 01:22:...	00:00:00		Missed	-
<input type="checkbox"/>	Hanwha Techwin TID-600R (...)	2023-06-09 01:22:...	00:00:09	김영화(Younghwa...)	Received	Unlocked
<input type="checkbox"/>	Hanwha Techwin TID-600R (...)	2023-06-09 01:21:...	00:00:12	김영화(Younghwa...)	Received	Unlocked
<input type="checkbox"/>	Hanwha Techwin TID-600R (...)	2023-06-09 01:21:...	00:00:10	김영화(Younghwa...)	Received	-
<input type="checkbox"/>	Hanwha Techwin TID-600R (...)	2023-06-09 01:21:...	00:00:00	김영화(Younghwa...)	Decline	-
<input type="checkbox"/>	Hanwha Techwin TID-600R (...)	2023-06-09 01:20:...	00:00:13	김영화(Younghwa...)	Received	-
<input type="checkbox"/>	Hanwha Techwin TID-600R (...)	2023-06-09 01:16:...	00:00:00		Missed	-
<input type="checkbox"/>	Hanwha Techwin TID-600R (...)	2023-06-09 11:45:...	00:00:00		Missed	-
<input type="checkbox"/>	Hanwha Techwin TID-600R (...)	2023-06-09 11:45:...	00:00:00		Missed	-

Video player: Hanwha Techwin TID-600R (192.168.217.61) - Camera 1 - 2023-06-09 오후 1:26:34.920

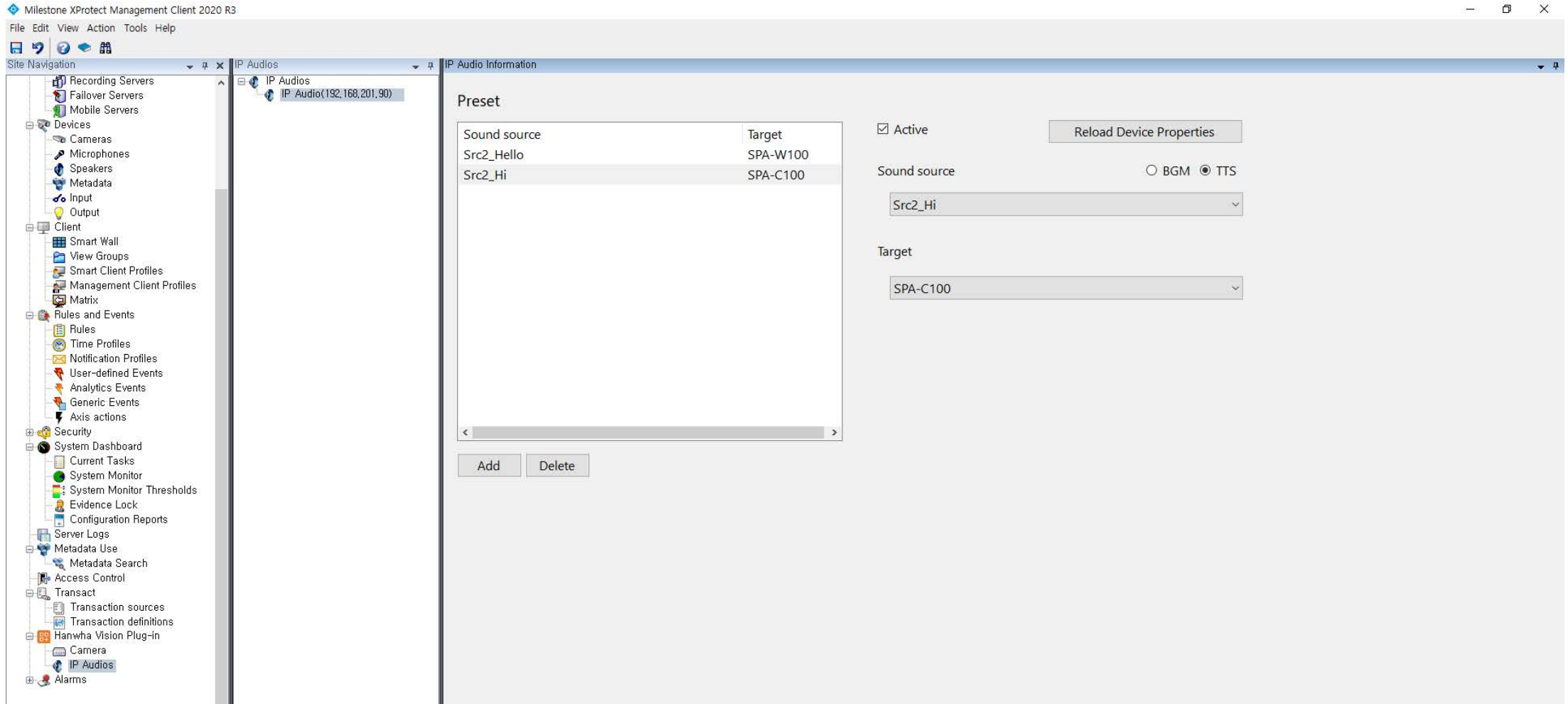
Timeline: 오후 1:00, 오후 1:10, 2023-06-09, 오후 1:26:34.951, 오후 1:40, 오후 1:50

Call history older than one week is available in the [Alarm Manager](#).

Export

# Plugin Features – v1.02.00

## IP Audio Speaker Integration



The screenshot displays the Milestone XProtect Management Client 2020 R3 interface. The left sidebar shows a tree view with categories like Recording Servers, Failover Servers, Mobile Servers, Devices, Client, Rules and Events, Security, and Alarms. The 'IP Audios' section is expanded, showing a list of IP Audio devices. The main window displays the configuration for 'IP Audio(192.168.201.90)'. The 'Preset' section contains a table with the following data:

Sound source	Target
Src2_Hello	SPA-W100
Src2_Hi	SPA-C100

Below the table are 'Add' and 'Delete' buttons. To the right of the table, there is a 'Reload Device Properties' button, an 'Active' checkbox, and a 'Sound source' dropdown menu set to 'Src2\_Hi'. The 'Target' dropdown menu is set to 'SPA-C100'. There are also radio buttons for 'BGM' and 'TTS', with 'TTS' selected.



## Plugin Features – v1.02.00

# IP Audio Speaker Integration

The screenshot shows the 'Manage Rule' dialog box with the following configuration:

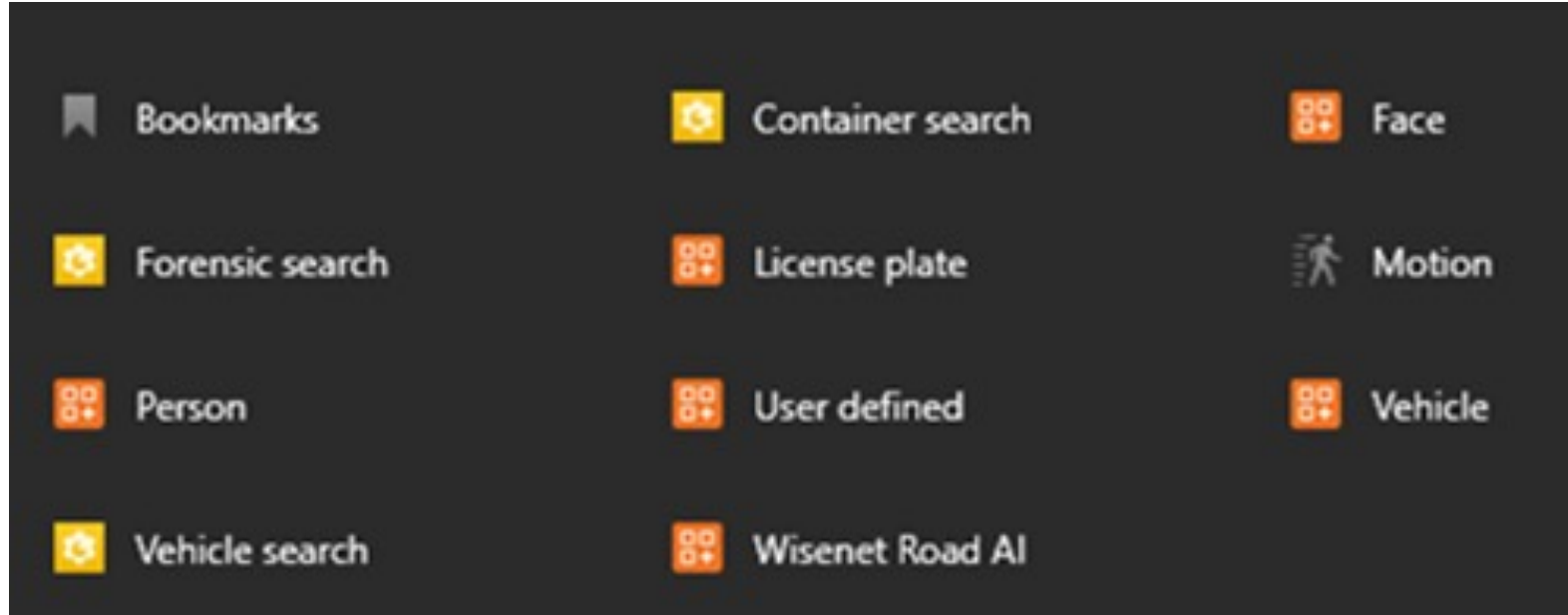
- Name: IP Audio Rule
- Description: (empty)
- Active:
- Step 3: Actions
  - Select actions to perform
    - Apply new settings on <devices>
    - Set Matrix to view <devices>
    - Send SNMP trap
    - Retrieve and store remote recordings from <devices>
    - Retrieve and store remote recordings between <start and end time> from <devices>
    - Save attached images
    - Activate archiving on <archives>
    - On <site> trigger <user-defined event>
    - Play through Hanwha Vision IP Audios
    - Execute <\*.BAT> with camera as parameter
    - Execute TEST<\*.BAT>

Two callout boxes highlight the rule description field. The bottom callout shows the text: "Edit the rule description (click an underlined item)" followed by "Perform an action on Object Entering from Hanwha Techwin PND-A6081RF (192.168.201.25) - Camera 1 day of week is Monday, Tuesday, Wednesday, Thursday, Friday, Saturday, Sunday Play through Hanwha Vision IP Audios Src: Src2\_Hello Tgt: SPA-W100". An orange arrow points from this callout to the top callout, which shows the same text with the instruction "Edit the rule description (click an underlined item)".



## Plugin Features – v1.02.00

### Branding of AI Search Options



exacqVision Client

**Configuration**

- Systems
- Add Systems
- Client
- Indicators
- Event Monitoring
- Groups
- Maps
- Views
- Tours
- Layouts
- Facial Matching
- exacqVision Server
- Configure System
  - Add IP Cameras
    - Camera Recording
      - PNM-C7083RVD
      - PNM-C7083RVD
    - RTSP Server
    - Body Worn Cameras
    - Add Security Integration
  - Storage
  - Serial Ports
  - Serial Profiles
  - Notifications
  - Auto Export
  - Event Linking**
  - Schedule
  - Archiving
  - Associations
  - Custom Icons
  - File Management
  - Users
  - Change Password

### Event Linking

Server Actions

Log	Event Type	E...	At Least	Action Type	Action Target	Pre Trigger	Post Trigger	Status
<input checked="" type="checkbox"/>	Analytics	P...	Immediate	Log Event	N/A	0	0	N/A

**Event Source**

Filter

- PNM-C7083RVD V1 - WiseAllLineCrossing.Line1.Passing
- PNM-C7083RVD V1 - WiseAI.ObjectDetection
- PNM-C7083RVD V1 - WiseAI.ObjectDetection.Face
- PNM-C7083RVD V1 - WiseAI.ObjectDetection.LicensePlate
- PNM-C7083RVD V1 - WiseAI.ObjectDetection.Person
- PNM-C7083RVD V1 - WiseAI.ObjectDetection.Vehicle
- PNM-C7083RVD V1 - WiseAI.ObjectDetection.Vehicle.Bicycle
- PNM-C7083RVD V1 - WiseAI.ObjectDetection.Vehicle.Bus
- PNM-C7083RVD V1 - WiseAI.ObjectDetection.Vehicle.Car
- PNM-C7083RVD V1 - WiseAI.ObjectDetection.Vehicle.Motorcycle
- PNM-C7083RVD V1 - WiseAI.ObjectDetection.Vehicle.Truck
- PNM-C7083RVD V2 - WiseAllLineCrossing.name1.Passing

Lasts at Least 1 seconds

**Event Type**

- Video Motion
- Video Loss
- Input Trigger
- Serial Port
- Serial Profile
- Health
- IP Camera Connection
- Soft Trigger
- Time Trigger
- Analytics**
- Source Group
- Outbound Connection
- Security Integration Connection
- Security Integration Alert
- Security Integration Alarm
- Serial Port Connection

**Event Source**

Filter

- PNM-C7083RVD V1 - WiseAllLineCrossing.Line1.Passing
- PNM-C7083RVD V1 - WiseAI.ObjectDetection
- PNM-C7083RVD V1 - WiseAI.ObjectDetection.Face
- PNM-C7083RVD V1 - WiseAI.ObjectDetection.LicensePlate
- PNM-C7083RVD V1 - WiseAI.ObjectDetection.Person
- PNM-C7083RVD V1 - WiseAI.ObjectDetection.Vehicle
- PNM-C7083RVD V1 - WiseAI.ObjectDetection.Vehicle.Bicycle
- PNM-C7083RVD V1 - WiseAI.ObjectDetection.Vehicle.Bus
- PNM-C7083RVD V1 - WiseAI.ObjectDetection.Vehicle.Car
- PNM-C7083RVD V1 - WiseAI.ObjectDetection.Vehicle.Motorcycle
- PNM-C7083RVD V1 - WiseAI.ObjectDetection.Vehicle.Truck
- PNM-C7083RVD V2 - WiseAllLineCrossing.name1.Passing

Lasts at Least 1 seconds

**Action Type**

- Log Event**
- Record Video
- Record Audio
- Output Trigger
- Notify
- Auto Export
- PTZ Preset
- Security Trigger
- Webhook
- Analyze Video

**Action Target**

Filter

N/A

**Post Trigger**

0 Seconds

Log Settings

Maximum Days to Keep Logged Events: 30

New Delete Apply Cancel

0.00 B/s Friday, July 21, 2023 11:48:32 AM

- ANV-L7012R
- ANO-L7012R
- ANO-L7022R
- ANV-L6012R
- ANO-L6012R
- ANO-L6022R
- ANE-L6012R
- ANO-L6082R
- ANV-L6082R
- ANE-L7012R
- ANO-L7082R
- ANV-L7082R
- XND-C9083RV
- XNV-C8083R
- XND-C8083RV
- XNO-C8083R
- XNV-C9083R
- XNO-C9083R
- XNO-6123R
- XNV-6123R
- XNZ-6320A
- XNZ-L6320A
- PNM-9084QZ1
- PNM-9084RQZ1
- PNM-9085RQZ1
- PNM-9031RV
- PNM-12082RVD
- PNM-7082RVD
- PNM-9022V
- PNM-C12083RVD
- PNM-C7083RVD
- SPE-420



6, Pangyo-ro 319beon-gil, bundang-gu, Seongnam-si, Gyeonggi-do, 13488, Korea

[www.HanwhaVision.com](http://www.HanwhaVision.com)

© 2023 Hanwha Vision Co., Ltd. All rights reserved.